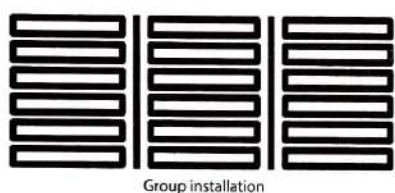
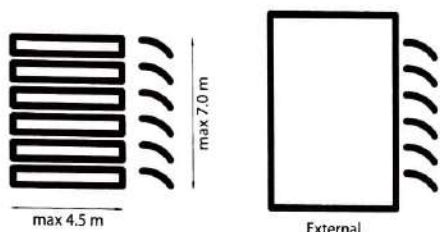


SYSTEM


SUNBREAKER 300 ROTARY

colour	RAL
electric drive	yes
manual drive	no
maximum width	4.5 m
maximum height	7.0 m
external use	yes
internal use	no
the ability to change the angle of blades	yes

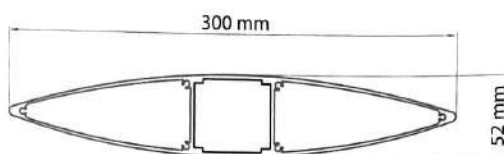


Standard construction colours:

- RAL 9006 mat



Blade cross-section





Properties:

- *Construction made from extruded aluminium*
- *Elliptic blades width of 300 mm*
- *Group installation option*
- *The ability to change the angle of blades from approx. 0° to 100°*
- *Operated by linear motor*
- *The blades bearings in the guides as well as the construction of the drive elements ensure noiseless operation of the system when blades are rotating*
- *System is installed onto external supporting facade construction*
- *Construction can be painted in any colour from RAL palette (optional)*
- *Brackets for self-supporting side guides*